







LEARNING INTENTIONS: Week 7 (31st of August-4th of September)






<p><u>Literacy:</u></p>	<p>Reading- We are learning to expand our vocabulary. Writing- We are learning to write an Information report. Spelling- We are learning about /or/ words Grammar- We are learning about abstract and concrete nouns.</p>
<p><u>Maths:</u></p>	<p>Number- We are learning about fractions. Applied- We are learning about volume .</p>

ICONS:

	<p>If an activity has this symbol, that it is the only piece of work that must be uploaded at the end of that day.</p>
	<p>Zoom meetings will be held on Monday and Friday mornings, an instruction email will be sent to parents.</p>
	<p>Students use their prodigy codes to log on and complete maths tasks.</p>
	<p>Students log in and read a book from their level.</p>
	<p>Students will be using https://www.sunshineonline.com.au/ Username: lyndhurst Password: lyndhurst</p>
	<p>Specialist Matrices: Please check Seesaw for activities</p>

Session 5 each day is OPTIONAL

There are a range of resources that students are able to use. These include: Just Dance, Go Noodle, Cosmic Yoga for Kids and ABC ME. ABC is currently broadcasting a range of educational programs including, art and craft, science, maths and history. It is a fantastic resource, but once again it is optional.


	Session 1 Literacy	Session 2 Literacy	Session 3 Maths	Session 4 Specialist/Investigations	Session 5 (OPTIONAL)
M o n d a y	<p>Assembly 9:30am Zoom Meeting 10:00am</p>  <p>Reading</p> <p>Activity: Brainstorm and jot down in your writing book, how we can find the meaning of unknown words. e.g. skip the word and come back.</p> <p>Watch- Finding the meaning of unknown words.</p> <p>Add other strategies that you do not have into your brainstorm page.</p> <p>Now read a text on sunshine online or a book at home and have a go at using some of these strategies when you find an unknown word.</p>	<p>Spelling and Grammar Spelling:/or/ and Oxford Words Watch: /or/ Fun Phonics video.</p> <p>Using your 5 chosen Oxford words and five /or/ words from the sound video create a spelling test for you and a parent/sibling to do. First, test your parents/siblings, then they will test you. <u>Take a photo of your test with the results on Seesaw</u>Æ</p> <p>Choose new Oxford words if you were successful in spelling them correctly!Æ</p> <p>Grammar: Abstract and Concrete Nouns Complete the Seesaw activity, 'Abstract and Concrete Noun Sort'.</p>  	<p>Fractions Launch: Watch the video on Let's learn Fractions!</p> <p>Complete the activity on Seesaw called Halves, Quarters, Eighths by naming what fraction is shown and writing the fraction.</p>  <p>Extension: Draw some more shapes in your book, shade in a fraction and then write the name of it (remember to make sure the fraction is cut into EQUAL parts).</p>	<p>Spanish Refer to matrix</p>  <p>Investigations (OPTIONAL)</p> <p>** Select an activity from the Investigations matrix</p>	<p>Write a card to someone special to make their day.</p>



T
u
e
s
d
a
y

Reading

Complete an activity on lexia.



**Text: Lullabies
Ocean Lullaby**

**Watch the read aloud of
Ocean Lullabye.**

Activity:

Copy the table into your book. Write three unknown words into the left column and write what you think they mean in the middle and then how you found the meaning in the last column.

Writing

Information Report

You have worked so hard on your car report! It is time to finish this report.

Use your **Safety** and **Conclusion** facts about cars to create two separate paragraphs under the 'How do they work' paragraph.

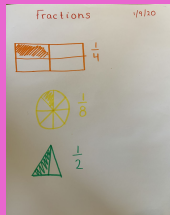
Remember to reread for full sentences, punctuation and try to add in conjunctions (Fanboys).



**Maths
Fractions
Launch:**

A]ggj6UW\Ui g\UX', Æ
VXcVt`UhY`WX]d`Wtc_]Yg" G\YÆ
`cgh\U'Z'cZ'h\Ya `Uh'h\YÆ
dUf_"`<ck`'a`UbmVtc_]Yg`X]X4
g\Y`Uj`Y`YZh38Fuk`h\YÆ
Yei Uh]cb"Æ

Activity: Ghi XYbhg`XFuk`) Æ
different: g\UdYg]b`h\Y]fÆ
Vcc_g`UbX`g\UXY`h\Ya`]bhcÆ
Ñj` Ñj`UbX` ÑgÆ



Æ



P.E

Refer to Seesaw



**Investigations
(OPTIONAL)**

**** Select an activity from the Investigations matrix**

Create an obstacle course in your backyard, by yourself or with your siblings.

W
e
d
n
e
s
d
a
y

Reading

Sunshine Online

Choose a text to read and complete the activities that go with it.

When completing the handwriting activity at the end of the text, remember to do your best work!



Writing

Information Report

Watch: A Review of Information Reports with Mrs Wells.

Lets review the structure of information reports!

Complete the Seesaw activity, 'Koala Fact Sort'.

You need to read the facts about koalas and sort the facts into the correct sections of the information planner.

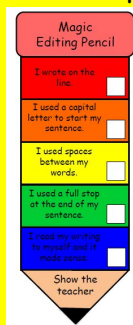


Extension:

Read: Koala Description paragraph by Mrs Burns.

Rewrite and edit the paragraph on **appearance** by using the editing pencil to check for punctuation.

Use a green pencil to add capital letters and red pencil to add full stops or exclamation points.



Maths Applied

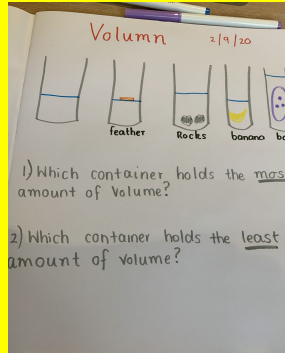
Volume

Launch: watch the video Volume and Capacity

Watch the Video created by Miss Backhaus.

Activity:

Complete the seesaw activity in your workbooks.



Art/Science

Refer to Seesaw



Investigations (OPTIONAL)

** Select an activity from the Investigations matrix

Draw a map of your bedroom or your backyard and get someone in your family to follow the map and find your hidden treasure.

**T
h
u
r
s
d
a
y**

Reading

Record yourself reading 3-4 pages from a book in PM Reader Online.



**Text: Lullabies
Rainforest Lullaby**
Watch the read aloud of Rainforest Lullaby.

Activity:
Continue the table in your book, find 5 more unknown words and fill in the columns.

Post on seesaw.



Writing

**Information Report
Assessment**

Watch: Red Bellied Black Snake fact video.

Using the information from the video to write an information report on Red Bellied Black Snake. Students may plan first and then write the report.

Once completed, Students edit their work using a red pencil and post a photo of their report to the Seesaw activity, 'Week 7: Writing Assessment'.


****Please Note:** This is to see students understanding of an Information Report (please don't support or assist your child for today)



**Maths- Applied
Volume**

Launch: Watch the video on how to read volume and how to order items by how much volume is in them.

Complete the activity on Seesaw called "Measuring Volume"



**Music/Digital
Technology**
Refer to Seesaw



**Investigations
(OPTIONAL)**

** Select an activity from the Investigations matrix

**Forest
School**

**Check
Seesaw for
how to make
a Bird
feeder
Activity**



