

Statement of Intent - Learning Intentions Grade 1

Term 4 Week 1



Developmental Goal

Emotional

For the students to:

- describe or explain feelings and frustrations.



Social

For the students to:

- listen to each other and take turns.



Cognitive (thinking)

For the students to:

- ask questions and use initiative to follow routines.



Language:

For the students to:


- to use inside voice volumes when indoors.



Physical (Health)

For the students to:

- use brain breaks throughout the day.



Healthy Habit: Optimism

For the students to: Show optimism.

Learning Intention

English

Reading For the students to:

- infer while reading
- reread the text for understanding

Writing For the students to:

- use their writing goals
- write a procedural text

Spelling For the students to:

- learn about spelling rules (secret agent e u/v at the end of a word).
- learn about the spelling: 'ue' and 'u_e' sounds.

Grammar For the students to:

- understand adverbs

Speaking and Listening For the students to:




- listen to cultural and traditional stories, cultural poems and songs.
- segmenting words





Mathematics For the students to:


- learn addition and subtraction strategies
- learn about data and graphing
- revise length and height



Year 1 Learning from Home Matrix Term 4 Week 1, 2020

	Morning		Middle Session			Afternoon
M O N D A Y 5/10	<u>Check Seesaw for announcements</u>	S n a c k	<u>Reading</u> 1.Listen to the Big Book story 'Week 1, My Cat Maisie' 2.Refer to the reading groups timetable for your task.	<u>Writing</u> 1. Check Seesaw for 'My best handwriting letter 'Aa' and copy into your lined book. Check Seesaw for the activity called 'Procedure: How to Brush My Teeth and Keep my Mouth Clean'. 	L u n c h	<u>Maths</u> Addition and Subtraction 1. Login to Seesaw and complete the activity called Monday Maths- Fact Families 
	<u>Spanish</u> Check Seesaw for weekly activities.					
T U E S D A Y 6/10	<u>Check Seesaw for announcements</u>	S n a c k	<u>Reading</u> 1.Listen to the story on Seesaw called "Week 1, The Way I Feel" 2.Refer to the reading groups timetable for your task.	<u>P.E</u> Check Seesaw for weekly activities.	L u n c h	<u>Maths</u> Data and graphing 1. Check Seesaw for the activity "Tuesday-Data and Graphing" 
	<u>Investigations</u>					

<p style="text-align: center;">W E D N E S D A Y</p> <p style="text-align: center;">7/10</p>	<p style="text-align: center;"><u>Check Seesaw for announcements</u></p> <p style="text-align: center;"><u>Investigations</u></p>	<p style="writing-mode: vertical-rl; transform: rotate(180deg);">S n a c k</p>	<p>Reading</p> <ol style="list-style-type: none"> 1. Listen to the story "Week 1, Be Kind" 2. Refer to the reading groups timetable for your task. 	<p>Writing</p> <p>Check Seesaw for the activity called 'Procedure: How to Make a Sandwich'.</p> <div style="text-align: center;">  </div>	<p style="writing-mode: vertical-rl; transform: rotate(180deg);">L u n c h</p>	<p style="writing-mode: vertical-rl; transform: rotate(180deg);">M i n d f u l n e s s</p>	<p>Maths</p> <p>Addition and Subtraction</p> <ol style="list-style-type: none"> 1. Check Seesaw for the maths card game "Wednesday- Addition and Subtraction Card Game- From Here to There" <div style="text-align: center;">  </div>	<p>Art</p> <p>Check Seesaw for weekly activities.</p>
<p style="text-align: center;">T H U R S D A Y</p> <p style="text-align: center;">8/10</p>	<p style="text-align: center;"><u>Check Seesaw for announcements</u></p> <p style="text-align: center;"><u>Investigations</u></p>	<p style="writing-mode: vertical-rl; transform: rotate(180deg);">S n a c k</p>	<p>Reading</p> <ol style="list-style-type: none"> 1. Listen to the story "Week 1, In It Together" 2. Refer to the reading groups timetable for your task. 	<p>Spelling/ Grammar</p> <ol style="list-style-type: none"> 1. Check Seesaw activity called 'Awesome Adverbs' watch the video and complete the activity in Seesaw. <div style="text-align: center;">  </div>	<p style="writing-mode: vertical-rl; transform: rotate(180deg);">L u n c h</p>	<p style="writing-mode: vertical-rl; transform: rotate(180deg);">M i n d f u l n e s s</p>	<p>Maths</p> <p>Measurement- Length</p> <ol style="list-style-type: none"> 1. Check Seesaw for the activity called Thursday Maths-Measuring Length <div style="text-align: center;">  </div>	<p>Music</p> <p>Check Seesaw for weekly activities.</p>

F R I D A Y 9/10	<u>Check Seesaw for announcements</u>	S n a c k	<u>Reading</u> Read for fun and catch up on any missed work from this week.	<u>Friday Fun Spelling/ Writing</u> 1. Check the Seesaw post 'Secret Agent e and the naughty i, u and v.' and follow the instructions. 2. Watch  'Week 1 Friday Seed Writing - Piper' and copy the template into your book.	L u n c h	<u>Mindfulness</u> Pick one of the 5 mindful activities on Seesaw 'Week 1 Friday, 5 Mindful Activities'	<u>Friday Fun</u> Check the Seesaw post 'Week 1 Friday, Science Experiments' and pick one of the crazy experiments to try at home.
	<u>Investigations</u>						