





Grade 3 Remote Learning Weekly Schedule

Week 1 (5th-9th of October)

	<p style="text-align: center;">Literacy</p> <p>Reading: We are learning about author's purpose and different themes.</p> <p>Writing: We are learning about poetry.</p>	<p style="text-align: center;">Maths</p> <p>Number: We are learning about fractions.</p> <p>Applied: We are learning to interpret and represent data.</p>	<p style="text-align: center;">Inquiry</p> <p style="text-align: center;">Design and Technology</p> <p>Investigate how the materials we use affect our life and the environment.</p>	<p style="text-align: center;">Specialist</p> <p>Complete the activity on Seesaw allocated each day by your specialist teacher.</p> <p style="text-align: center;">Specialist teachers will be online the day after their activity is posted</p>
Monday	<p style="text-align: center;"><u>Reading</u></p> <p style="text-align: center;"><i>Read to self for 20 minutes</i></p> <p>Watch the video of Miss Occhietti about what 'author's purpose' is. Complete the activity on Seesaw.</p> 	<p style="text-align: center;"><u>Number</u></p> <p>Essential Assessment- Division Pre-test.</p>	<p style="text-align: center;"><u>Seed Writing</u></p> <p>Activity uploaded to Seesaw. Some writing ideas have been listed for you, but you might want to come up with your own! Please submit your plan on Seesaw and begin writing your writing piece in your writing book.</p>	<p style="text-align: center;"><u>Spanish</u></p> <p>Today your Spanish activity will be uploaded to Seesaw.</p>
Tuesday	<p style="text-align: center;"><u>Grammar</u></p> <p style="text-align: center;"><i>Read to self for 20 minutes</i></p> <p>Watch the video of Miss Mignone explaining onset and rime.</p> <p>Complete the activity in your exercise books.</p>	<p style="text-align: center;"><u>Applied</u></p> <p>Go for a walk with your parents.</p> <p>Record how many different coloured cars you can see.</p> <p>Record using tally marks.</p> <p>Answer the questions provided.</p>	<p style="text-align: center;"><u>Seed Writing</u></p> <p>Finish your writing piece from yesterday. Use the editing checklist on Seesaw to edit your writing. Take a picture of your writing and upload to Seesaw.</p> 	<p style="text-align: center;"><u>P.E</u></p> <p>Today your P.E activity will be uploaded to Seesaw.</p>
Wednesday	<p style="text-align: center;"><u>Reading</u></p> <p style="text-align: center;"><i>Read to self for 20 minutes</i></p>	<p style="text-align: center;"><u>Number</u></p> <p>Watch the video on fractions.</p>	<p style="text-align: center;"><u>Inquiry</u></p> <p>Design and Technology. Marshmallow challenge.</p>	<p style="text-align: center;"><u>Art</u></p> <p>Today your art activity will be uploaded to Seesaw.</p>

	Watch the video and complete the activity on Seesaw.	<p>Make a fractions number poster and include these headings:</p> <p>What is fraction?</p> <p>How to write a fraction.</p> <p>Different ways to represent fractions.</p> 	<p>Complete activity on Seesaw.</p> <p>**Materials need**</p> <p>20 sticks of spaghetti (alternative; tooth picks, straws etc)</p> <p>Marshmallows (alternative; blue tac, sticky tape, etc)</p> <p>Sticky tape.</p>	
Thursday	<p><u>Writing</u></p> <p>Read to self for 20 minutes</p> <p>Watch the video of Miss Morgan explaining limericks and complete the activity on Seesaw.</p>	<p><u>Applied</u></p> <p>Complete the dice activity where you are continuing to learn how to use 'tally marks'.</p>	<p><u>Inquiry</u></p> <p>Design and Technology Design a boat to float. Complete activity on Seesaw.</p> 	<p><u>Music & Digi-tech</u></p> <p>3A & 3B are to complete the digi-tech activity uploaded to Seesaw.</p> <p>3C, 3D & 3E are to complete the music activity uploaded to Seesaw.</p>
Friday	<p><u>Spelling</u></p> <p>Read to self for 20 minutes</p> <p>Watch the video of Miss Mignone explaining the -ge and -dge spelling choices.</p> <p>Complete the worksheet by correcting all of the spelling mistakes you can find in the sentences.</p>	<p><u>Number</u></p> <p>Warm up: Write down what you see in the picture on Seesaw.</p> <p>Activity: Use playdough or cut pieces of paper to make four circles, four squares and four rectangles.</p> <p>Cut each shape into halves, quarters, thirds and fifths.</p>	<p><u>Teach the Teacher.</u></p> <p>Choose one thing you have learnt this week and record or video yourself teaching the teacher.</p>	<p><u>Wellbeing</u></p> <p>Today your wellbeing activity will be uploaded to Seesaw.</p>

In Grade 3, our expectation is to upload the activities from the weekly schedule which have the following icon:



Teachers will only be providing feedback, if necessary, on the activities with the above icon.

It is an expectation that students revise their work and implement feedback suggested.