

Statement of Intent - Learning Intentions Grade 1

Term 3 Week 4



Developmental Goal

Emotional

For the students to:

- discuss how they are feeling using emotion words.



Social

For the students to:

- post one investigation activity or photo to the blog per week.



Cognitive (thinking)

For the students to:

- carefully read or listen to the Seesaw instructions before completing your learning.



Language:

For the students to:

- use new and interesting words when speaking.



Physical (Health)

For the students to:

- be active daily and move your body.



Healthy Habit: Excellence

For the students to: show excellence

Learning Intention

English

Reading For the students to:

- ask questions while reading
- blend and stretch words



Writing For the students to:

- use their writing goals
- write an information report



Spelling For the students to:

- learn about suffixes: 's', 'ed' and 'ing'.

Grammar For the students to:

- understand proper nouns



Speaking and Listening For the students to:

- listen to cultural and traditional stories, cultural poems and songs.





Mathematics For the students to:


- use place value and addition
- learn 3D shapes
- revise calendars




Year 1 Learning from Home Matrix

Term 3 Week 4, 2020

	Morning		Middle Session			Afternoon
M O N D A Y 10/8	<u>Check Seesaw for announcements</u>	S n a c k	<u>Reading</u> 1.Listen to the Big Book story 'Week 4 Big Book, Kookoo Kookaburra'. 2.Refer to the reading groups timetable for your task. 	<u>Writing</u> 1. Check Seesaw for 'My best handwriting letter Ww' and copy into your lined book. 2. Check Seesaw for the activity called Bees . Watch the video about Bees . For more information on bees check out Science Kids . 3. Fill in the template with your facts about bats. 	L u n c h	<u>Maths</u> 1. Roll your 10 sided die and say the number that is it's friends of 10. Repeat 6 times. 2. Check Seesaw for video called "Monday- Expanding Numbers with Hundreds Tens and Ones" 3. Complete task and submit to Seesaw. 
	<u>Spanish</u> Check Seesaw for weekly activities.					
T U E S D A Y 11/8	<u>Check Seesaw for announcements</u>	S n a c k	<u>Reading</u> 1.Listen to the story on Seesaw called 'Week 4, Big Book 'All I Want For Christmas Is Rain' 2.Refer to the reading groups timetable for your task.	<u>P.E</u> Check Seesaw for weekly activities.	L u n c h	<u>Maths</u> Shape 1. Warm up- flip 2 cards and add them together. 2. Listen to this 3D shape song 3. Go on to Seesaw and complete the activity called Tuesday-Shapes in My House. 
	<u>Investigations</u>					

<p style="text-align: center;">W E D N E S D A Y</p> <p style="text-align: center;">12/8</p>	<p><u>Check Seesaw for announcements</u></p>	<p style="text-align: center;">S n a c k</p>	<p><u>Reading</u></p> <p>1. Look for the post on Seesaw called Week 4 Big Book 'Daniel Finds a Poem'.</p> <p>2. Refer to the reading groups timetable for your task.</p>	<p><u>Writing</u></p> <p>1. Check Seesaw for the activity. Bees Information Report. You might like to find some more information about honey by watching this video.</p> <p>2. Watch Miss Kearins explain the features of her information report on bees.</p> <p>3. Write your own information report on bees and post to Seesaw.</p> 	<p style="text-align: center;">L u n c h</p>	<p style="text-align: center;">M i n d f u l n e s</p>	<p><u>Maths</u></p> <p>1. Roll your 10 sided dice and double the number. Repeat 6 times.</p> <p>2. Check Seesaw for the video "Wednesday-Expanding Numbers Matching Game"</p> <p>3. Create the game at your house and play by yourself, with a toy or family member.</p>	<p><u>Art</u></p> <p>Check Seesaw for weekly activities.</p>
<p><u>Investigations</u></p>	<p><u>Reading</u></p> <p>1. Listen to the story "Week 4, Big Book 'My Food, Your Food'.</p> <p>2. Refer to the reading groups timetable for your task.</p>		<p><u>Grammar/ Spelling</u></p> <p>1. Check Seesaw for an activity called Week 4 Adding Suffixes</p> <p>2. Watch the video on adding suffixes</p> <p>3. Draw 3 lines down your page to make 4 columns and copy the activity pages called Week 4 Spelling Suffixes into your book.</p> 	<p style="text-align: center;">M i n d f u l n e s</p>		<p><u>Maths</u></p> <p>Calendars</p> <p>1. Warm up- flip 2 cards and add them together.</p> <p>3. Go on to Seesaw and complete the activity called Thursday Calendars #2</p>	<p><u>Music</u></p> <p>Check Seesaw for weekly activities.</p>	
<p style="text-align: center;">T H U R S D A Y</p> <p style="text-align: center;">13/8</p>	<p><u>Check Seesaw for announcements</u></p>	<p style="text-align: center;">S n a c k</p>			<p style="text-align: center;">L u n c h</p>			
<p><u>Investigations</u></p>								

F R I D A Y 14/8	<u>Check Seesaw for announcements</u>	S n a c k	<u>Reading</u> Read for fun and catch up on any missed work from this week.	<u>Friday Fun Writing</u> 1. Check Seesaw for 'My best handwriting letter Cc' and copy it into your lined book. You don't need to post this work. 2. Free choice writing. Eg, Narrative, recount or description	L u n c h	<u>Mindfulness</u> Listen to the Story 'I Am Peace (a book of mindfulness' on Seesaw. Think of ways you can be mindful, then draw and write your response.	<u>Friday Fun</u> Get competitive with your family! You could: <ul style="list-style-type: none"> - Have a talent show - Play a card or board game - Have a race
	<u>Investigations</u>			Make a prize or certificate for the winner!			