






# LEARNING INTENTIONS: Week 1

<b><u>Literacy:</u></b>	<b>Reading-</b> We are learning to summarise and synthesise during and after reading. <b>Writing-</b> We are learning to write Information Reports. <b>Spelling-</b> We are learning about the "th" sound. <b>Grammar-</b> We are learning about common and proper nouns.
<b><u>Maths:</u></b>	<b>Number-</b> We are learning about subtraction <b>Applied-</b> We are learning to tell the time to the quarter hour.

## ICONS:




	If an activity has this symbol, that it is the only piece of work that must be uploaded at the end of that day.
	Zoom meetings will be held on Monday and Friday mornings, an instruction email will be sent to parents.
	Students use their prodigy codes to log on and complete maths tasks.
	Students log in and read a book from their level.
	Students will be using <a href="https://www.sunshineonline.com.au/">https://www.sunshineonline.com.au/</a> Username: lyndhurst Password: lyndhurst



Specialist Activities: These can be found on Seesaw.

### Session 5 each day is OPTIONAL

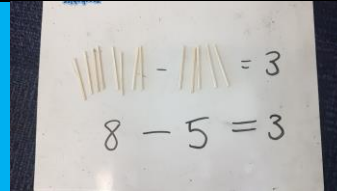
There are a range of resources that students are able to use. These include: Just Dance, Go Noodle, Cosmic Yoga for Kids and ABC ME. ABC is currently broadcasting a range of educational programs including, art and craft, science, maths and history. It is a fantastic resource, but once again it is optional.

	Session 1 Literacy	Session 2 Literacy	Session 3 Maths	Session 4 Specialist/Investigations	Session 5 (OPTIONAL)
<b>M o n d a y</b>	<p><b>Zoom Meeting</b> 10:00am 2F- 10am on Tuesday (Just this week- Miss Howell on supervision)</p>  <p><b>Reading</b> <u>Non Fiction Texts:</u> Texts that contain facts and features to inform the reader. <u>Summarising:</u> what events or information in a text. <u>Synthesising:</u> deciding what information is to help you understand a text.</p> <p>Listen: to Mrs Wells read, 'Sharks' by Colleen Sexton. Divide a page into three sections; B - beginning M- middle E-end</p>	<p><b>Writing Narrative</b></p> <p>Students to watch the video on "Sharks"</p> <p>Using the information from the video write an Information report on Sharks.</p> <p>Once completed, Students edit their work using a red pencil.</p>  <p><b>**Please Note:</b> This is to see students understanding of an Information Report (please don't support or</p>	<p><b>Maths Subtraction Launch (problem solving):</b> There were 10 chickens in Mrs. Farmers coop. Some ran away. Record some equations to match this story. e.g. <math>10-6=4</math>, <math>10-3=7</math>...</p> <p><b>Activity:</b> Use different items at your house to show different subtraction equations. Write the equation on your whiteboard to work out the answer.</p>	<p><b>Spanish</b> Refer to Seesaw</p>  <p><b>Investigations (OPTIONAL)</b></p> <p><b>** Select an activity from the Investigations matrix</b></p>	<p><b><u>Boom chicka boom dance</u></b></p> <p><a href="https://www.youtube.com/watch?v=9nKq4jm4LD8">https://www.youtube.com/watch?v=9nKq4jm4LD8</a></p>

While you listen, write at least 5 of the important facts at the beginning

Beginning	Middle	End
<p>mic</p> <ul style="list-style-type: none"> <li>Sharks are not what you expect.</li> <li>Sharks come in all shapes and sizes.</li> </ul>		

assist your child for today)



Tuesday

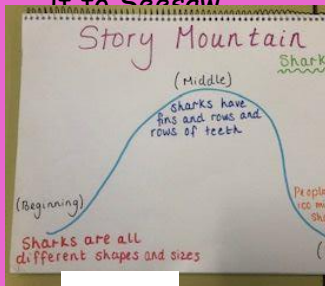
### Reading

**Summarising:** what events or information in a text.  
**Synthesising:** deciding what information is to help you understand a text.

Use your Beginning, Middle and End notes to construct a story mountain.

The Beginning facts are written at the start of the mountain, the Middle facts are written at the top of the mountain and the End facts are written at the end of the mountain.

Take a photo of your story mountain and upload it to Seesaw



### Writing

Information Report: Look at the structure of an information report and the features- Title, general statement, description x3 and conclusion.

Watch the video to see how to fill in the Information Planner.

Information Report Planner		
General Classification		
Fact 1: Appearance	Fact 2: Habitat	Fact 3: Diet
Concluding Statement		

### Maths Applied-Time

**Launch:** List some things that could take you exactly one minute.

Make a clock by being as creative as you can! Remember the hands of the clock- the minute hand is longer and the numbers go up to 12.

\*Make sure you can keep your clock for the next lesson.



### P.E Refer to Seesaw



### Investigations (OPTIONAL)

\*\* Select an activity from the Investigations matrix

### Gonoodle Can't stop the feeling dance.

<https://www.youtube.com/watch?v=KhfkYzUwYFk>

W  
e  
d  
n  
e  
s  
d  
a  
y

### Reading

#### Sunshine Online

Choose a text to read and complete the activities that go with it.

*When completing the handwriting activity at the end of the text, remember to do your best work!*



### Writing

Using the Information Report Planner.

Watch the video from Monday on "Sharks"

Students draw the planner into their books OR print it off. Fill in the information in the important Information Report Template.

Information Report Planner			
General Classification			
Fact 1: Appearance	Fact 2: Habitat	Fact 3: Diet	
Concluding Statement			

### Maths Subtraction

**Complete on Seesaw**  
Number bonds and fact families. Use these number bonds:  
**6, 3 and 9.**  
**7, 5 and 12.**  
**8, 11 and 19.**  
**Extension:**  
**16, 25 and 41.**



### Art/Science Refer to Seesaw



### Investigations (OPTIONAL)

**\*\* Select an activity from the Investigations matrix**

**Create a scavenger hunt for your parents or siblings.**

**T  
h  
u  
r  
s  
d  
a  
y**

**Reading**

Summarising: what events or information in a text.  
Synthesising: deciding what information is to help you understand a text.  
Write a summary (4-5 sentences) using your story mountain on 'Sharks' from Tuesday.

Remember: You are writing a summary not retelling the whole text.

**Writing**

Watch the video on Classification.

Using your planner on Sharks, write your classification in your book.

Information Report Planner Genre: Classification		
Fact 1: Appearance	Fact 2: Habitat	Fact 3: Diet
Concluding Statement		

**Maths**

**Applied- Time**

**Watch:** (teacher video on Seesaw)  
Show us with your creative clock a quarter to or past time.



**Music/Digital Technology**

Refer to Seesaw



**Investigations (OPTIONAL)**

\*\* Select an activity from the Investigations matrix

Find pictures of animals in the clouds.

**F  
r  
i  
d  
a  
y**

**Zoom Meeting**  
10.00 am  
(2B ONLY 10:15am)



**Reading**

Record yourself reading 3-4 pages from a book in PM Reader Online.




**Spelling/ Grammar**

**Spelling**

We are looking at the 'th' sound they can make two sounds (th for thumb or th as in feather)

Watch the following video: th words

Students need to write 10 or more 'th' words in their books using rainbow writing.



**Grammar**

**Maths**

**Energiser:** Write your daily schedule from yesterday include the time.



Play prodigy for the rest of the session.



**Wellbeing**

**What is a Worry Warrior?**

[https://www.youtube.com/watch?time\\_continue=1&v=dA54NbV3\\_M&feature=emb\\_logo](https://www.youtube.com/watch?time_continue=1&v=dA54NbV3_M&feature=emb_logo)

**Investigations (OPTIONAL)**

\*\* Select an activity from the Investigations matrix

Learn how to tie your shoelaces, or how to do dad's tie or how to braid or plait hair (boys and girls can both learn to do this).

Watch the following video on "nouns and prepositions"

Complete the following seesaw activity on "Common and Proper noun sort."



### Optional Extra Activities:

#### Reading

**Read to Self or someone in your family.**

**Summarise:** Read your favourite book or watch your favourite movie and summarise the story.

**Book Review:** Review a book from your home library or on PM eCollection. Record why you did or did not enjoy the book, and what you would rate it out of 5 stars.

#### Writing

**Find an animal that you like and draw and label it**

**Practise handwriting.** Work through the alphabet from A-Z, upper and lower case. Example. Aa, Bb, Cc.

**Write some facts about different animals**

#### Spelling/Grammar

**Write your spelling words:** Try and hide your spelling words in a picture

#### Maths

**Time:** Play the quarter to and quarter past interactive game. <https://www.turacogames.com/games/telling-time-quarter-to-quarter-past-2nd-grade-math-game/>

**Worded Problems.** Try solve these worded problems using a subtraction strategy. Once finished create your own.

*If you had 30 glass bottles, and 3 of them smashed. How many would you have left?*

*If you had 20 pieces of chocolate, and you ate 15 . How many pieces would you have left?*

**Fact families.** Create fact families for 12, 13, 25 8, 12, 20 17, 15, 32

**Subtraction grid game.** <https://www.topmarks.co.uk/maths-games/subtraction-grids>