




Grade 3 Remote Learning Weekly Schedule

Week 3 (Monday 3rd - Friday 7th of August)

	Literacy	Maths	Inquiry	Specialist
	<p>Reading: We are learning to summarise.</p> <p>Writing: We are learning to write an information report.</p>	<p>Number: We are learning about multiplication using the doubling strategy.</p> <p>Applied: We are learning to measure the area.</p>	<p>We are learning about how Australia has changed overtime.</p>	<p>Complete the activity on Seesaw allocated each day by your specialist teacher.</p> <p>Specialist teachers will be online the day after their activity is posted</p>
Monday	<p style="text-align: center;"><u>Reading</u></p> <p style="text-align: center;">Read to self for 20 minutes</p> <p>Watch the video of Miss Occhietti reading 'Groovicorns in the City' and explaining the activity. Choose a fiction book to use for today. Complete the activity on Seesaw.</p>	<p style="text-align: center;"><u>Number</u></p> <p>Warm up: Make a doubles number chart. Check that you know all the facts on the chart. Practice until you know all the answers.</p> <p>Watch the two videos on Seesaw. Practice doubling 2 digit and/or 3 digit numbers.</p>	<p style="text-align: center;"><u>Seed Writing</u></p> <p>Seed writing activity is uploaded to Seesaw. Use the picture as inspiration for your writing. Miss Morgan has listed some writing ideas, but you may want to use your own. Please do not upload your writing to Seesaw today as you will need to finish it tomorrow.</p> <div style="text-align: center;">  </div>	<p style="text-align: center;"><u>Spanish</u></p> <p>Today your Spanish activity will be uploaded to Seesaw.</p>
Tuesday	<p style="text-align: center;"><u>Grammar</u></p> <p style="text-align: center;">Read to self for 20 minutes</p> <p>Watch the video by Miss Mignone explaining the three different types of sentences we can write.</p> <p>Complete the 'Roll a Silly Sentence' activity.</p>	<p style="text-align: center;"><u>Applied</u></p> <p>Watch the video which discusses 'area'.</p> <p>Then complete the activity in your maths book.</p> <p>Refer to Seesaw.</p>	<p style="text-align: center;"><u>Seed Writing</u></p> <p>Use this time today to finish off your seed writing. Once finished you need to edit your writing and publish (you could type it into a word document, save as a PDF and upload to Seesaw).</p>	<p style="text-align: center;"><u>P.E</u></p> <p>Today your P.E activity will be uploaded to Seesaw.</p>

	<p>You must do at least 6 sentences, but you can do more if you'd like!</p> 		Refer to Seesaw activity for editing process.	
<p>Wednesday</p> <p>Parent-teacher interviews 1-4:30pm</p>	<p><u>Reading</u></p> <p>Read to self for 20 minutes</p> <p>Watch the video of Miss Occhietti reading 'Little Lost Fox' and explaining the activity. Choose a fiction book to use for today. Complete the activity on Seesaw.</p>	<p><u>Number</u></p> <p>Logon to the Topmarks link through Seesaw. Play doubles game on Topmarks.</p>	<p><u>Inquiry</u></p> <p>Message stick challenge. Complete the activity on Seesaw.</p>	<p><u>Art</u></p> <p>Today your art activity will be uploaded to Seesaw.</p>
<p>Thursday</p>	<p><u>Writing</u></p> <p>Read to self for 20 minutes</p> <p>Information report activity on Seesaw. Sort the words into the correct box. Using the words that you sorted, write facts in your writing book.</p>	<p><u>Number</u></p> <p>Grain of rice doubling numbers challenge.</p> 	<p><u>Inquiry</u></p> <p>Traditional Aboriginal Bush Food. Complete the activity on Seesaw.</p>	<p><u>Music & Digi-tech</u></p> <p>3A & 3B are to complete the digi-tech activity uploaded to Seesaw.</p> <p>3C, 3D & 3E are to complete the music activity uploaded to Seesaw.</p>
<p>Friday</p>	<p><u>Spelling</u></p> <p>Read to self for 20 minutes</p> <p>Watch the video of Miss Mignone explaining Job 2 of e.</p> <p>Set a timer for 5 minutes and write down as many words as you can that use Job 2.</p> <p>Complete the worksheet on Seesaw to write down 8 words</p>	<p><u>Applied</u></p> <p>Use a geoboard to create a range of squares and rectangles. Calculate the area.</p> <p>Refer to Seesaw</p>	<p><u>Digi-tech</u></p> <p>Complete the activity on Seesaw.</p>	<p><u>Wellbeing</u></p> <p>Today your wellbeing activity will be uploaded to Seesaw.</p>

	<p>that use this rule and then write a sentence using each word.</p> <p><u>*Please make sure you write these words in your exercise book or on a piece of paper because you will use the same words for your spelling activity next week.</u></p>			
--	---------------------------------------------------------------------------------------------------------------------------------------------------------------------------------------------------------------------------------------------------	--	--	--

In Grade 3, our expectation is to only upload the activities from the weekly schedule which have the following icon:



Teachers will only be providing feedback, if necessary, on the activities with the above icon. It is an expectation that students revise their work and implement feedback suggested.