





Grade 3 Remote Learning Weekly Schedule

Week 5 (Monday 17th - Friday 21st of August)

	Literacy	Maths	Inquiry	Specialist
	<p>Reading: We are learning to summarise</p> <p>Writing: We are learning to write an information report.</p>	<p>Number: We are learning about multiplication.</p> <p>Applied: We are learning to measure the area.</p>	<p>We are learning about Australian celebrations.</p>	<p>Complete the activity on Seesaw allocated each day by your specialist teacher.</p> <p>Specialist teachers will be online the day after their activity is posted</p>
Monday	<p><u>Reading</u></p> <p>Read to self for 20 minutes</p> <p>Listen to Miss Occhietti read “I will never get a star on Mrs Benson’s blackboard”</p> <p>Complete the five finger retell activity on Seesaw.</p> <p>You can choose how to upload your work. The options will be on Seesaw</p> 	<p><u>Number</u></p> <p>Write out flashcards for your 2s, 10s and 5 times tables on some paper. Mix them up and practice answering them.</p> <p>After you have done this go to today’s Seesaw times table practice activity and record yourself saying one of the times tables.</p> <p>If you are proficient (<i>really good at</i>) with your 2s, 10s and 5s, practice flashcards with other times tables and record one of those instead.</p>	<p><u>Seed Writing</u></p> <p>Seed writing activity is uploaded to Seesaw. Use the picture as inspiration for your writing. Miss Morgan has listed some writing ideas, but you may want to use your own. Please do not upload your writing to Seesaw today as you will need to finish it tomorrow.</p>	<p><u>Spanish</u></p> <p>Today your Spanish activity will be uploaded to Seesaw.</p>
Tuesday	<p><u>Grammar</u></p> <p>Read to self for 20 minutes</p> <p>Complete the conjunctions worksheet on Seesaw.</p>	<p><u>Applied</u></p> <p>Complete the comparing area activity.</p> <p>Instructions are on Seesaw.</p>	<p><u>Seed Writing</u></p> <p>Use this time today to finish off your seed writing. Once finished you need to edit your writing and publish (you could type it into a</p>	<p><u>P.E</u></p> <p>Today your P.E activity will be uploaded to Seesaw.</p>

			word document, save as a PDF and upload to Seesaw). Refer to Seesaw activity for editing process.	
Wednesday	<u>Reading</u> Read to self for 20 minutes Watch the video of Miss Occhietti explaining paraphrasing and reading "Sweden's Igloo Inn". Complete the activity on Seesaw	<u>Number</u> Watch the video on Seesaw. Practice the strategy in your math book. Log onto the link in Seesaw and complete your diploma. 	<u>Inquiry</u> Australian Celebrations and Commemorations. Refer to Seesaw activity.	<u>Art</u> Today your art activity will be uploaded to Seesaw.
Thursday	<u>Writing</u> Read to self for 20 minutes Write your own information report about a family member or a friend. Complete the activity on Seesaw. 	<u>Applied</u> Find 3 objects in your house and record their area. Record this in your maths book or take a photo. Instructions are on Seesaw.	<u>Inquiry</u> Australian Citizenship Day. Refer to Seesaw activity.	<u>Music & Digi-tech</u> 3A & 3B are to complete the digi-tech activity uploaded to Seesaw. 3C, 3D & 3E are to complete the music activity uploaded to Seesaw.
Friday	<u>Spelling</u> Read to self for 20 minutes Watch the video of Miss Mignone explaining Job 3 of Secret Agent Silent Final E. Write the 10 words listed on Seesaw in sentences, either in your exercise book or type them on a note in Seesaw.	<u>Number</u> Complete the worded multiplication problem solving in your set task on Studyladder. Create your own worded multiplication problem and hand it in on Seesaw.	<u>Finish Off Friday</u> Use this time to finish off any work you did not get to finish this week!	<u>Cyber safety</u> Today your cyber safety activity will be uploaded to Seesaw.

In Grade 3, our expectation is to only upload the activities from the weekly schedule which have the following icon:



Teachers will only be providing feedback, if necessary, on the activities with the above icon. It is an expectation that students revise their work and implement feedback suggested.